

Driver Regulations

HOURS, ENTRIES & TACHOGRAPHS

Drivers Hours

The information provided in the chart below is intended to assist in understanding the General EC rules for drivers' hours. It is not intended as legal advice or a full explanation. If you require a fuller explanation or wish to check on the legal position you should contact the DVSA.

FWP = A fixed week is from 00:00 hours on Monday to 24:00 hours the next Sunday.

	Basic	Permitted variation	Breach	Breach	Breach
Daily Driving	9 hours	Can be increased to a maximum 10hrs twice in a fixed week period (FWP)	£100 fine – more than 9hrs (third time in week)	£200 fine – 10-11hrs driving	£300 fine – 11hrs of driving or more
Daily Rest	11 hours	Can be reduced to 9hrs 3 times between any 2 consecutive weekly rest periods (no compensation required).	£100 fine – 7.5-8.5hrs rest when 9hrs are required	£200 fine – 6.5-7.5hrs rest when 9hrs are required	£300 fine – less than 6.5hrs rest when 9hrs are required
Weekly Rest	45 hours	May be reduced to 24hrs but a 45hr rest period must be taken in any 2 consecutive FWP. Compensation must be made by the end of the third week following.	£100 fine – 22-24hrs rest when 24hrs are required	£200 fine – 21-22hrs rest when 24hrs are required	£300 fine – less than 21 hours
Driving Breaks	45 mins	This may be taken as two breaks, the first of at least 15mins and the second must be at least 30mins before the end of 4.5hrs driving.	£100 fine – 4.5-5.5hrs driving without qualifying break	£200 fine – 5.5-6.5hrs driving without qualifying break	£300 fine – more than 6.5hrs driving without qualifying break
Continuous Driving	Max. 4.5 hours	This may be taken as two breaks, the first of at least 15mins and the second must be at least 30mins before the end of 4.5hrs driving.	£100 fine – 4.5-5.5hrs driving	£200 fine – 5.5-6.5hrs driving	£300 fine – more than 6.5hrs driving
Weekly Driving	56 hours (in any FWP)	No variation permitted.	£100 fine – 56-58hrs driving in one week	£200 fine – 58-60hrs driving in one week	£300 fine – over 60hrs driving in one week
Fortnightly driving	90 hours (in any 2 consecutive FWP)	No variation permitted.	£100 fine – 90-93hrs in a fortnight	£200 fine – 93-94hrs in a fortnight	£300 fine – over 94hrs in a fortnight
Maximum time between weekly rest	144 hours (6 x 24hr periods)	No variation permitted.	–	–	–

Working Time Regulations

Road Transport Working Time Regulations work alongside Drivers' Hours rules. Drivers' Hours govern driving breaks whereas Working Time governs ALL work.

Working time breaks must be taken in blocks of 15 minutes or more. Tachograph breaks must be taken as per Drivers' Hours rules.

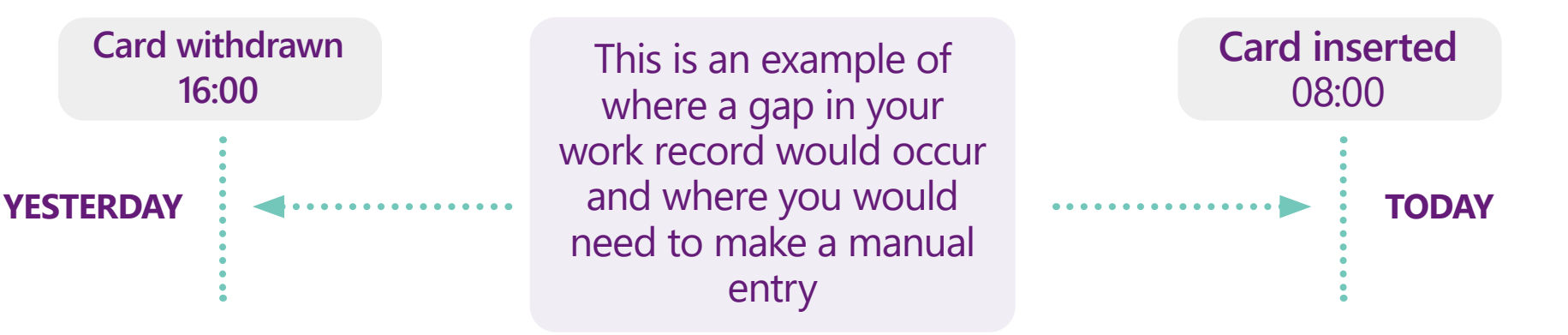
A break of 30mins must be taken in any 6hrs of work, which includes driving and other work.

Working time hours per week must not exceed 60hrs in any one week or average more than 48hrs per week (over a reference period of 17 weeks). Working time includes all duty time but excludes rest, breaks and POA.

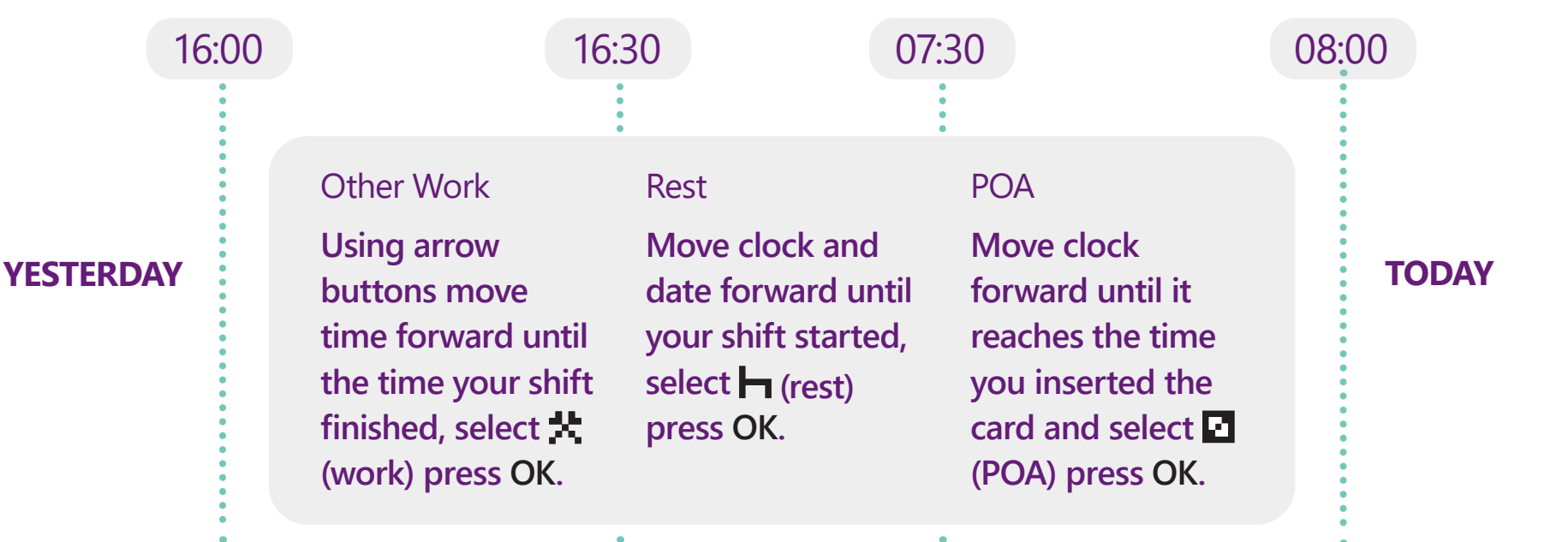
Manual Entries

It is essential that you correctly record your working time and rest time correctly. Manual entries are where you fill the gaps in your work record on your digital tachograph card.

Before a manual entry



An example of a typical manual entry



Know your way around Digital Tachographs

Siemens VDO

1 Visual display unit
2 Driver 1 mode select
3 Driver 1 card slot
4 Operator's download interface
5 Driver 2 mode select
6 Driver 2 card slot – for double manned vehicles
7a Unlock button for printer drawer
7b Push drawer to unlock
8 Tear off edge for print out
9 Menu button
10a Card eject

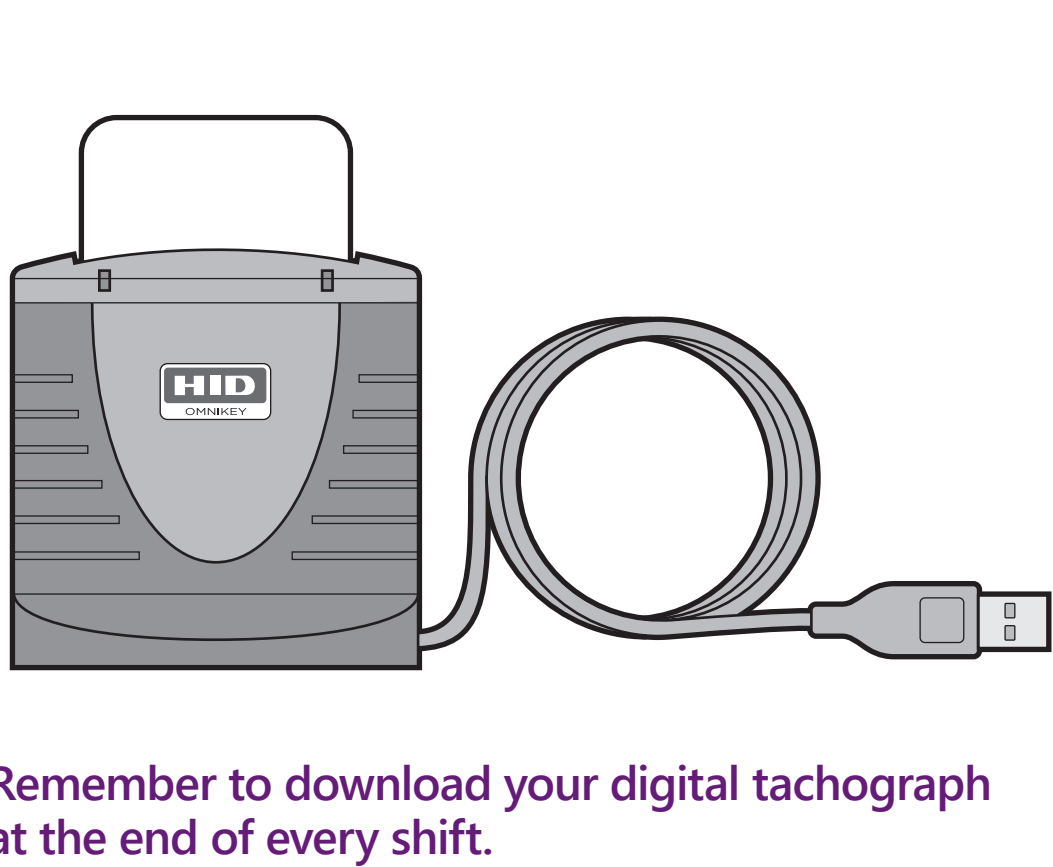
Stoneridge SE5000 Exakt

1 Visual display unit
2 Driver 1 mode select
3 Driver 1 card slot
4 Operator's download interface
5 Driver 2 mode select
6 Driver 2 card slot – for double manned vehicles
7a Unlock button for printer drawer
7b Push drawer to unlock
8 Tear off edge for print out
9 Menu button
10a Card eject
10b Push and hold buttons to eject card

Key

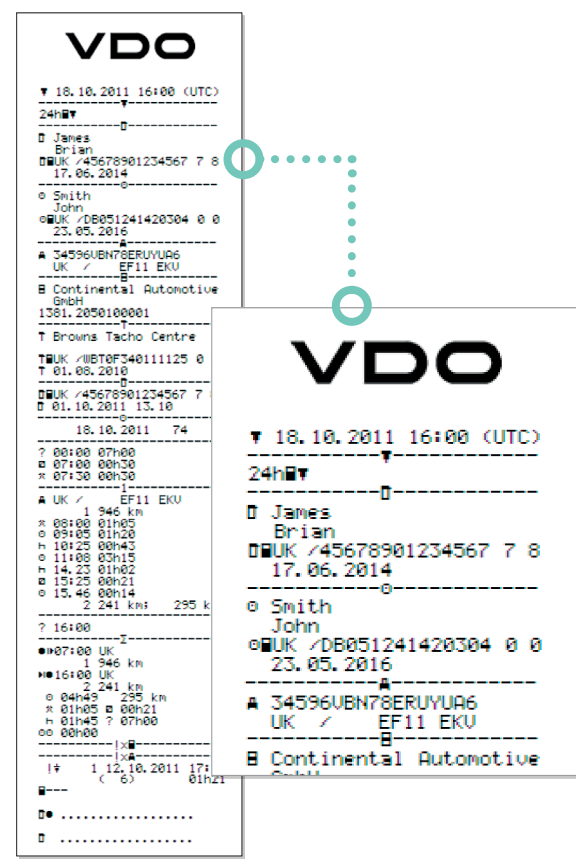
- 1 Visual display unit
- 2 Driver 1 mode select
- 3 Driver 1 card slot
- 4 Operator's download interface
- 5 Driver 2 mode select
- 6 Driver 2 card slot – for double manned vehicles
- 7a Unlock button for printer drawer
- 7b Push drawer to unlock
- 8 Tear off edge for print out
- 9 Menu button
- 10a Card eject
- 10b Push and hold buttons to eject card

Digital Tachograph Downloader



Remember to download your digital tachograph at the end of every shift.

Printout



Pictograms

People

- Company
- Controller
- Driver
- Workshop / test station
- Manufacturer

Qualifiers

- Daily
- Weekly
- Two weeks
- From/to

Equipment

- 1 Driver slot
- 2 Co-driver slot
- Card
- Clock
- Display
- External storage
- Power supply
- Printer/printout
- Sensor
- Tyre size
- Vehicle unit

Activities

- Available
- Driving
- Rest
- Work
- Break
- Unknown

Specific Cond.

- OUT Out of scope
- Ferry/train crossing

Misc.

- Events
- Faults
- Start of daily work period
- End of daily work period
- Location
- Manual entries
- Security
- Speed
- Time
- Total/summary

Drivers' Cards

Licence

Digicard

CPC Card